



d'un jardin à l'autre

FRENCH DESIGNER AND PRODUCER

The outdoor shower is now part of the outdoor furnishings world. The trend is to arrange items for outdoor living (swimming pool, gazebo, summer kitchen...). The outside has become an extension of indoors. People want to be at the heart of the garden, to create, equip and furnish the garden with objects linking the indoors with the outdoors. External showers are part of this garden creativity, which has become an art in its own right. Next to the pool, in the garden, near the beach, on the terrace... whatever the decor, there will always be a place for one.

Outdoor showers have been our speciality since 2000. Today, the collection includes 13 models, created through our permanent sense of curiosity and passion. We are inspired by our love of well-made objects, by our desire to share a certain philosophy on living and, above all, by the respect we owe to our customers. **We have chosen to manufacture in France and to create a team equipped with all the talents of our region.**

All our models, which are made from materials which respect the environment, are conceived and manufactured in our workshops in Normandy, with the support and expertise of artisans who share our approach.

2009 - Hats off to brushed stainless steel and to play of colours

News 2009 D'un Jardin à l'Autre :

> developing WORK IN METAL, with 3 new models in BRUSHED STAINLESS STEEL.

> It is also the PLAY OF COLOURS in the PANAME shower. 2008 saw the birth of the PANAME ALU, while the PANAME PIERRE and PANAME ROUILLE are launched in 2009.

Therefore, the 2009 collection offers great freedom of choice in style, material and colour, allowing you to plan the most suitable solution for every project.

INOX SQUARE IN BRUSHED STAINLESS STEEL

Inox Square is a shower in brushed stainless steel, with a 100 mm by 50 mm rectangular shape. Highly contemporary, it will charm anyone who loves pure luxury. The brushed finish softens the stainless steel's colour and natural reflections. A stainless steel structure creates a magnificent contrast of materials with wood or stone and elegantly blends into the atmosphere of contemporary buildings.

We have chosen to use 316L grade stainless steel, for its marine and inclement weather resistant properties, which therefore removes any risk of pitting. A measure of the quality which remains our first priority.

This shower is equipped with accessories in stainless steel, an extra-slim design shower nozzle 15 or 20 cm diameter. Available in the standard version with 1 faucet, it can be also offered in the hot/cold water version with 2 faucets. An additional foot-rinse tap is a possible option too. Can be easily installed on a terrace or on a lawn.

Weight : 22 kg

Thanks to the installation of a « hot water regulator », this shower, like all the products of the range, can be easily supplied with mixed water. The "hot water regulator"

is installed either upstreams by means of a branch circuit to the hot/cold water network (there will be thus outside only a single pipe), or at the shower base in case a double hot/cold water inlet is already provided for. Water is kept at a constant temperature, regardless of the outdoor temperature.

And the last in the family...
the **RINSE FOOT STATION**.



d'un jardin à l'autre



INOX ROUND IN BRUSHED STAINLESS STEEL

Inox Round is a shower in brushed stainless steel which is completely round and has a diameter of 90 mm. Slender, delicate and discrete, it will charm anyone who loves pure luxury. The brushed finish softens the stainless steel's colour and natural reflections. A stainless steel structure creates a magnificent contrast of materials with wood or

stone and elegantly blends into the atmosphere of contemporary buildings.

We have chosen to use 316L grade stainless steel, for its marine and inclement weather resistant properties, which therefore removes any risk of pitting. A measure of the quality which remains our first priority.

This shower is equipped with accessories in stainless steel, an extra-slim design shower nozzle 15 or 20 cm diameter. Available in the standard version with 1 faucet, it can be also offered in the hot/cold water version with 2 faucets. An additional foot-rinse tap is a possible option too. Can be easily installed on a terrace or on a lawn.

Weight : 20 kg

Thanks to the installation of a « hot water regulator », this shower, like all the products of the range, can be easily supplied with mixed water. The "hot water regulator" is installed either upstreams by means of a branch circuit to the hot/cold water network (there will be thus outside only a single pipe), or at the shower base in case a double hot/cold water inlet is already provided for. Water is kept at a constant temperature, regardless of the outdoor temperature.

d'un jardin à l'autre



PANAME PIERRE IN ZINC

After Paname Anthracite and Paname Alu, here is a new variation of color for the shower Paname in Zinc with an effect of surface which has been obtained by white thermo-lacquering. Thermo-lacquering is the application of a heat-hardening coloured powder (high temperature kilning). This surface treatment makes an effective shield against corrosion and guarantees long-lasting protection

The finishing of the structure, white colour with finely black pigmentation, fits perfectly with Contemporary and Mediterranean style. This shower is equipped with accessories in stainless steel, classic 12 cm diameter or extra-slim design shower nozzle 15 or 20 cm diameter. Available with 1 faucet, the shower PANAME PIERRE can be offered in the hot/cold water version with 2 faucets. An additional foot-rinse tap is also provided as an option. Can be simply installed on a terrace or on a lawn. Height 2m20 - Weight : 19 kg



A 80 cm x 80 cm white roller grating on frame (4 frames of 40 x 40 cm) is proposed as an option.

Thanks to the installation of a « hot water regulator », this shower, like all the products of the range, can be easily supplied with mixed water. The “hot water regulator” is installed either upstreams by means of a branch circuit to the hot/cold water network (there will be thus outside only a single pipe), or at the shower base in case a double hot/cold water inlet is already provided for. Water is kept at a constant temperature, regardless of the outdoor temperature.



d'un jardin à l'autre



PILOTIS IN PINE LOG

This shower is made of 100 mm diam. northern pine half logs class 4 treatment. The complete water feed system is hidden inside the shower. PILOTIS shower works like a conventional shower 2.10 m from the ground, with a wide variety of different diametered, stainless steel shower nozzles (standard 12 cm, Xlarge 15 cm, XXlarge 20 cm) and a rinse feet faucet 60 cm from the ground, and a small threaded faucet so a garden hose can be connected too. Large, 1/4 turn, chromed brass faucet. A hand-held shower head can be supplied as an option. Can be installed on a terrace or on a lawn. The water tap at the shower's rear base connects directly to a garden hose.

This shower is proposed natural or with ebony coating finish.

A 70 cm diameter grating made of treated, curved Pinewood slats supplied as an option.



JAVA IN TEAK


A present-day form and graphic effect for this shower made of high-quality massive Teak wood from perfectly controlled forests, unalterable and rot-proof, soft to the touch, with a 60 cm x 75 cm embedded and movable grating. Offered with a standard 12 cm diameter shower nozzle, a 15 cm or 20 cm diameter nozzle, a rinse feet faucet set or a small hand held shower nozzle are also available. Standard 1/4 turn faucet with small braces or a large 1/4 turn faucet with large braces as an option, accessories made of chromed brass, marine quality stainless steel screws and nuts. Ground fastening brackets allow installing it on a wood, stone or other type of terrace surface. Installation on a movable soil is possible also. JAVA shower delivered with a quarter-turn tap in chrome-plated brass can be also fitted with a mixer
Weight : 23 kg.




PANAME ANTHRACITE IN ZINC

The Star of our collection. This is a definitely contemporary design with its smooth sculptured, prepatinated-charcoal zinc structure, a 100 mm vertical diameter and a 60 mm horizontal diameter. PANAME is supplied with stainless steel finishes and accessories and a 15 cm or 20 cm diameter extra-slim design shower nozzle. Can be installed on a terrace with the "support to screw" or on a lawn with the "anchor to embed". The blend of zinc and stainless steel offers the great advantage of not requiring any maintenance. Available in the standard version with 1 faucet, the shower PANAME can be offered in the hot/cold water version with 2 faucets. An additional foot-rinse tap installed at 60 cm from the bottom is also another possible option. Weight 18 kg.

A 80 cm x 80 cm roller grating on frame (4 frames of 30 x 30 cm) is proposed as an option.





PANAME ALU IN ZINC

After the undeniable success of the PANAME ANTRACITE in zinc shower, here's the PANAME ALU shower, a variation in an aluminium grey colour, a shade that is currently very popular and whose metallic appearance fits in beautifully with stainless steel or steel and creates a superb contrast with wood and stone. Definitely contemporary with its smooth sculptures, this shower is equipped with accessories in stainless steel, an extra-slim design shower nozzle 15 or 20 cm diameter. Available in the standard version with 1 faucet, the shower PANAME ALU can be offered in the hot/cold water version with 2 faucets. An additional foot-rinse tap is also a possible option. Can be easily installed on a terrace or on a lawn. The blend of zinc and stainless steel offers the great advantage of not requiring any maintenance

A 80 cm x 80 cm roller grating on frame (4 frames of 30 x 30 cm) is proposed as an option.



AZURE IN IROKO

For outdoors or inside use. This shower's half-circle structure tinted in a golden Iroko hue makes it an object of decoration all by itself. The structure has an enveloping form for intimacy and protection to the wind. It is composed of 2 panels held together by 4 wing screws allowing quick and easy mounting/dismounting and is supplied with a 75 cm diameter embedded grating. The column is made of black thermolacquered galvanized steel. Equipped with a 15 cm or 20 cm in diameter stainless steel shower nozzle, personalized fittings are offered as the double faucet equipment for connection to hot/cold water circuit or a rinse feet faucet set. The AZURE shower can be also fitted as an option with a mixer. 4 ground fastening brackets allow anchoring the shower in any kind of soil. Weight : 49 kg

This shower can find its place outdoors close to the swimming pool, in the garden, on a terrace or also inside nearby a spa, sauna, hamman...



BRIDGE IN HOT GALVANIZED STEEL TUBING

This shower, discreet by its nature, surprised everyone as soon as it was released onto the market. The mass of water coming from the 3 shower heads, two of which are placed laterally, totally envelopes the body and gives an extremely soft sensation, touching the skin like refreshing foam. The arch-shaped structure is made of hot-galvanized steel tubing, which allows it to be exposed to any type of climate. Then it goes into the thermo-lacquering cubicle which is an application of a heat-hardening coloured powder (high temperature kilning). This treatment makes an effective shield against corrosion and guarantees long-lasting protection, maintenance is free. Any colour shade is possible.

Height of the structure : 2,10 m – Inside space : 1,00 m
Weight : 23 kg.

The water tap is located at the shower's rear base and connects directly to a garden hose or to a fixed installation.





SOLO IN IROKO

A mix of discreetness and character. Iroko, an exotic African wood, reflects a pretty amber color in sunlight. Also called an “aquatic wood” thanks to its highly resistant to water. This shower is offered with 3 different boards : a 50 cm x 50 cm square grating, a 70 cm diam. round grating or a round 80 cm diameter grating embedded in the structure but still movable. 1/4 turn faucet and accessories made of chromed brass, marine quality stainless steel screws and nuts. Ground fastening brackets allow installing it on a wood, stone or other type of terrace surface. Installation on a movable soil is also possible. Offered with a standard 12 cm diameter shower nozzle, a 15 or 20 cm diameter nozzle, a rinse feet faucet set or a small hand held shower nozzle are also available. Thanks to the discreetness and warmth of the wood, this shower fits perfectly into highly diversified garden and swimming pool environments



MEDINA IN FORGED IRON

The MEDINA shower is made in forged iron structure, a material of charm and natural beauty that never goes out of fashion. The structure is entirely realized in hand-made arabesques. The way the panels are arranged enables each person to decide what shower space he wants.



The forged iron is worked and burnished to resist bad weather. Once it is burnished, the forged iron is treated with a colourless anti-rust agent for keeping the natural forged iron look, which uses the rust as a pigment to form a protective film. The accessories are available either in brass for a nearly tone-on-tone harmony or in stainless steel for a more contemporary look. To respect the balance of its lines, this shower is supplied with a large 20 cm diameter spray head, in a choice of brass or stainless steel material.

Height of the forged iron structure : 1,70 m. Width of the main panel : 70 cm. Total width of each of the side panels : 60 cm. Weight : 75 kg



SOLAR SHOWER ECLIPSE

Choosing solar energy to produce hot water is an ecological, economical option. There's nothing magical about installing a shower outside with a simple cold water supply and then enjoying a hot shower: it's just a sheer delight! The choice of smooth, geometrical forms gives this shower style and distinction, making it a timeless decorative object. The tropical Iroko wood structure of 1m90 high is fitted at the back with a black, thermo-lacquered stainless steel tank to store and retain the sun's heat. A mixer on the top outlet of the tank supplies the shower with a mix of hot and cold water via a 1/4 turn valve with chrome brass cross-handles. Hot water capacity 17 litres which means around 40 liters of mixed water. The shower structure is fixed to the ground to ensure excellent stability and the comfortably-sized duckboard 75 cm x 80 cm is built into the structure but remains mobile. It can therefore be removed at any time without making the structure less stable.



more comfort ! THE HOT WATER REGULATOR

Small accessory which allows mixing hot and cold water at the desired temperature, and so makes the usage of the shower more comfortable. All the models of the series can be equipped with it. The “hot water regulator” is installed either upstream by means of a branch circuit to the hot/cold water network, or at the shower base in case a double hot/cold water inlet is already provided for. While consuming very little hot water, it's the end of cold showers, which are not always appreciated, even in hot weather. The shower can be installed in the sun or in the shade, the water is kept at a constant temperature, regardless of the outdoor temperature.